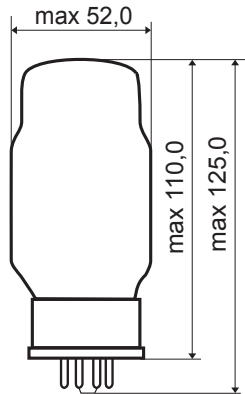
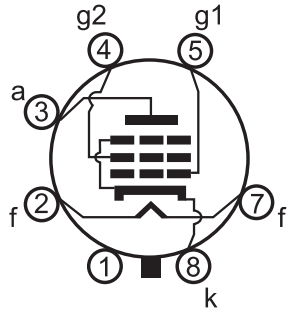


# KT66

A. F. BEAM PENTODE



## Base: OCTAL

$$U_f = 6,3 \text{ V}$$
$$I_f = 1,3 \text{ A}$$

## Typical Characteristics:

$$U_{a,g2} = 250 \text{ V}$$
$$U_{g2} = 250 \text{ V}$$
$$U_{g1} = -15 \text{ V}$$
$$I_a = 85 \text{ mA}$$
$$I_{g2} = \text{max. } 7 \text{ mA}$$
$$S = 6 \text{ mA/V}$$
$$R_i = 22,5 \text{ k}\Omega$$

## Triode Connected

$$U_{a,g2} = 250 \text{ V}$$
$$U_{g1} = -15 \text{ V}$$
$$R_i = 1,3 \text{ k}\Omega$$


## Capacitances:

$$C_{g1} = 16 \text{ pF}$$
$$C_a = 10 \text{ pF}$$
$$C_{a/g1} = 2,3 \text{ pF}$$

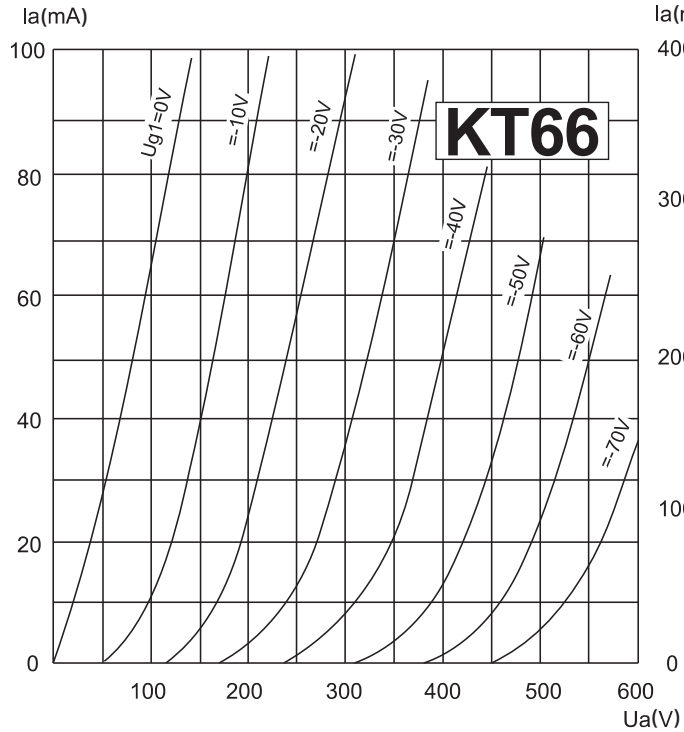
## Limiting Values:

$$U_a = 550 \text{ V}$$
$$U_{g2} = 550 \text{ V}$$
$$U_{g1} = -200 \text{ V}$$
$$W_a = 25 \text{ W}$$
$$W_{g2} = 3,5 \text{ W}$$
$$W_{a,g2} = 27 \text{ W}$$
$$I_k = 150 \text{ mA}$$
$$U_{k/f} = 200 \text{ V}$$
$$R_{g1-k}(\text{cathode bias})$$
$$W_{a+g2} \leq 27 \text{ W } 1 \text{ M}\Omega$$
$$W_{a+g2} > 27 \text{ W } 500 \text{ k}\Omega$$

$$R_{g1-k}(\text{fixed bias})$$
$$W_{a-g2} \leq 27 \text{ W } 220 \text{ k}\Omega$$
$$W_{a+g2} > 27 \text{ W } 100 \text{ k}\Omega$$



TRIODE CHARACTERISTICS



PENTODE CHARACTERISTICS

